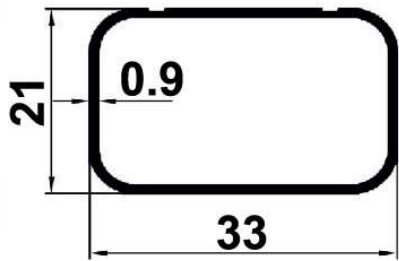
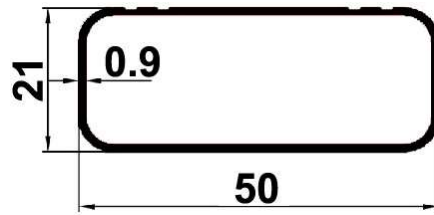


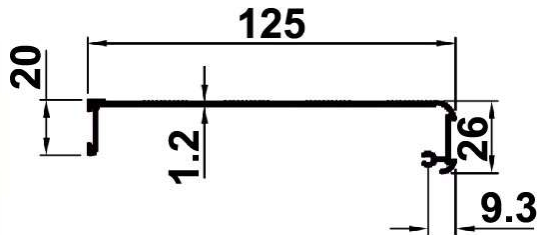
LADDER SECTION



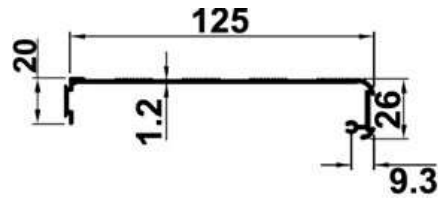
SL.NO.	SECTION	WEIGHT(KG/M)
1	5401	0.256



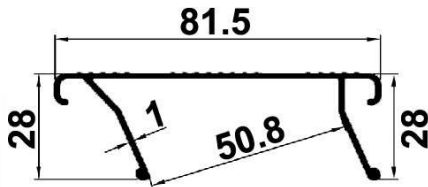
SL.NO.	SECTION	WEIGHT(KG/M)
1	5402	0.309




SL.NO.	SECTION	WEIGHT(KG/M)
1	5403	0.670



SL.NO.	SECTION	WEIGHT(KG/M)
1	5404	0.663



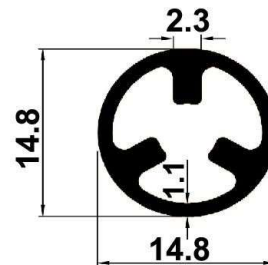
SL.NO.	SECTION	WEIGHT(KG/M)
1	5405	0.450



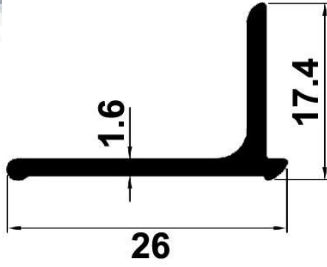
SL.NO.	SECTION	WEIGHT(KG/M)
1	5406	0.220



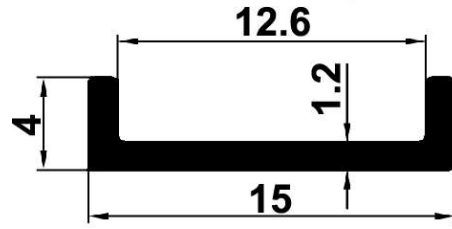
SL.NO.	SECTION	WEIGHT(KG/M)
1	5407	0.139



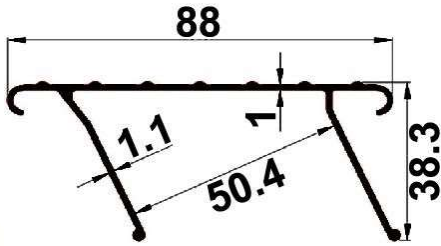
SL.NO.	SECTION	WEIGHT(KG/M)
1	5408	0.203



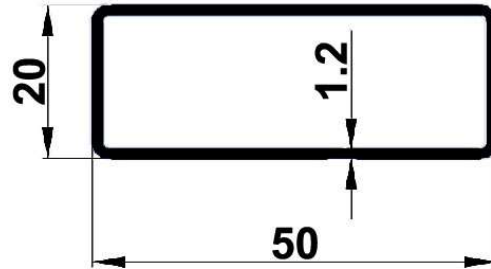
SL.NO.	SECTION	WEIGHT(KG/M)
1	5409	0.182



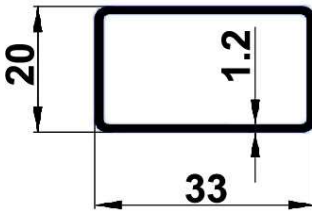
SL.NO.	SECTION	WEIGHT(KG/M)
1	5410	0.066



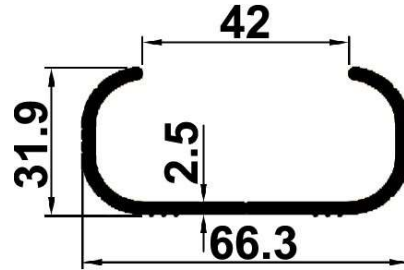
SL.NO.	SECTION	WEIGHT(KG/M)
1	5411	0.567



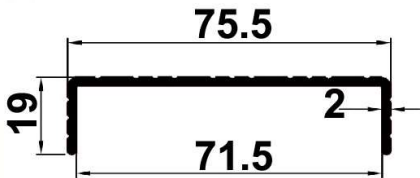
SL.NO.	SECTION	WEIGHT(KG/M)
1	5412	0.430



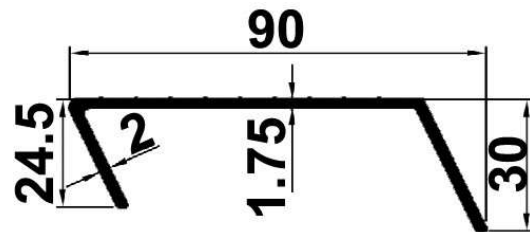
SL.NO.	SECTION	WEIGHT(KG/M)
1	5413	0.320



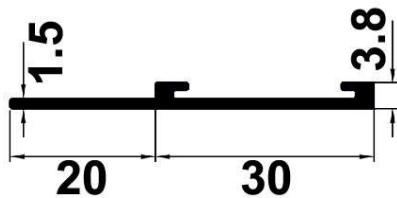
SL.NO.	SECTION	WEIGHT(KG/M)
1	5415	0.833



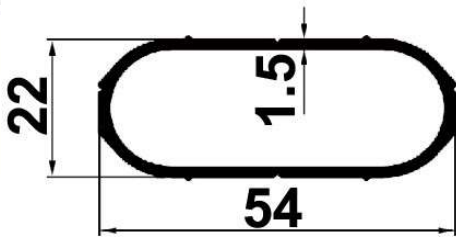
SL.NO.	SECTION	WEIGHT(KG/M)
1	5418	0.562



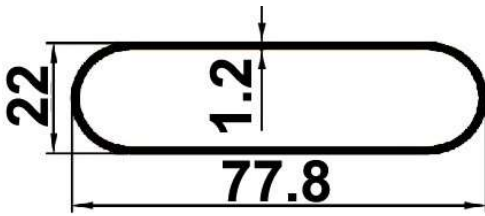
SL.NO.	SECTION	WEIGHT(KG/M)
1	5420	0.672



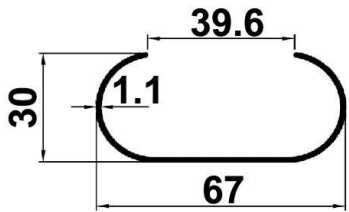
SL.NO.	SECTION	WEIGHT(KG/M)
1	5421	0.245



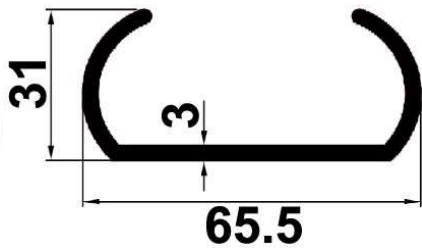
SL.NO.	SECTION	WEIGHT(KG/M)
1	5422	0.530



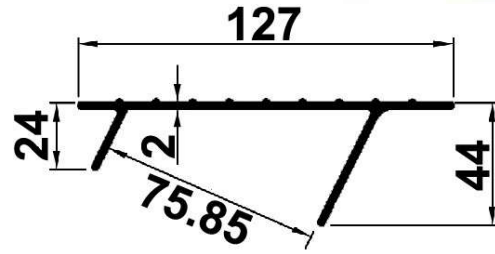
SL.NO.	SECTION	WEIGHT(KG/M)
1	5425	0.573



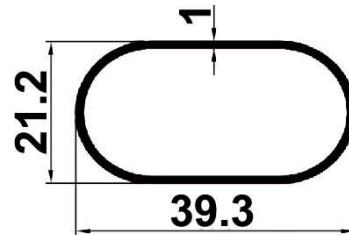
SL.NO.	SECTION	WEIGHT(KG/M)
1	5430	0.375



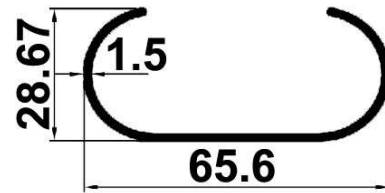
SL.NO.	SECTION	WEIGHT(KG/M)
1	5438	0.951



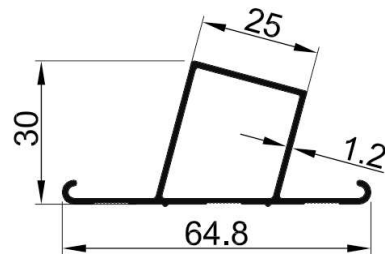
SL.NO.	SECTION	WEIGHT(KG/M)
1	5424	1.125



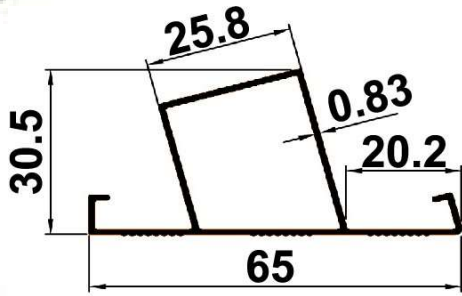
SL.NO.	SECTION	WEIGHT(KG/M)
1	5426	0.269



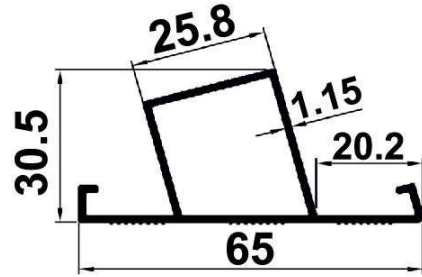
SL.NO.	SECTION	WEIGHT(KG/M)
1	5432	0.492



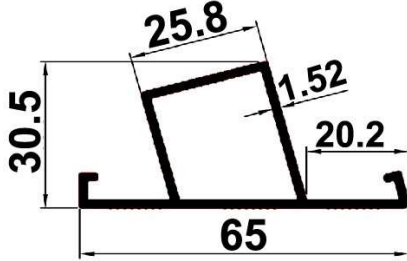
SL.NO.	SECTION	WEIGHT(KG/M)
1	5436	0.465



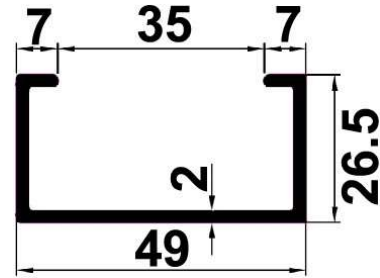
SL.NO.	SECTION	WEIGHT(KG/M)
1	5440	0.371



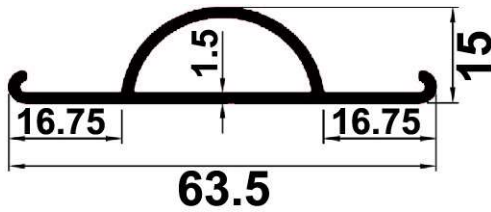
SL.NO.	SECTION	WEIGHT(KG/M)
1	5442	0.503



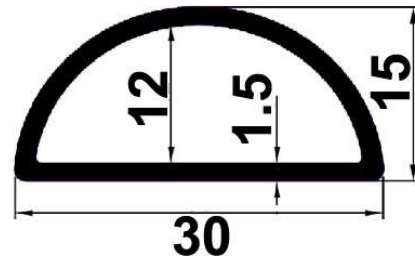
SL.NO.	SECTION	WEIGHT(KG/M)
1	5444	0.650



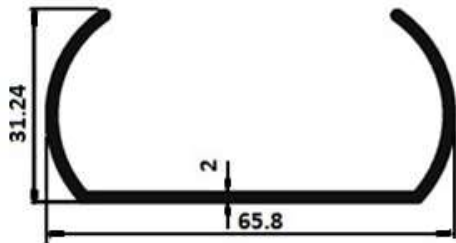
SL.NO.	SECTION	WEIGHT(KG/M)
1	5446	0.581



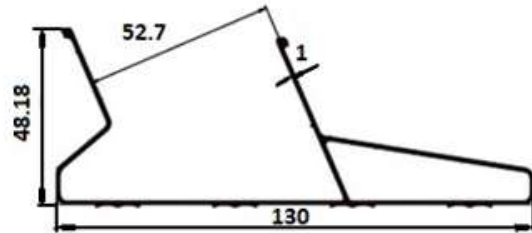
SL.NO.	SECTION	WEIGHT(KG/M)
1	5448	0.450



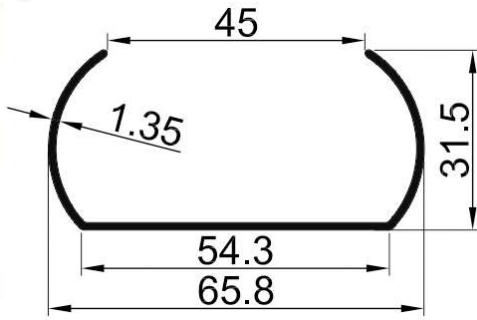
SL.NO.	SECTION	WEIGHT(KG/M)
1	5450	0.289



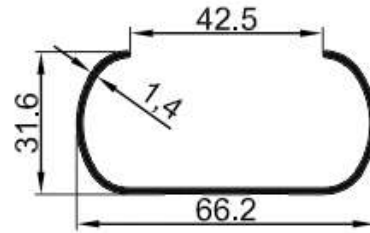
SL.NO.	SECTION	WEIGHT(KG/M)
1	5456	0.876



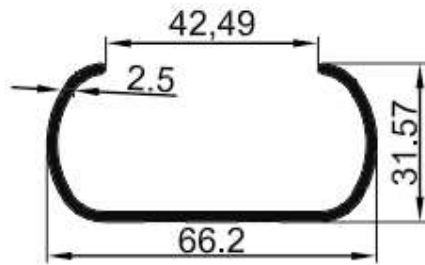
SL.NO.	SECTION	WEIGHT(KG/M)
1	5452	0.850



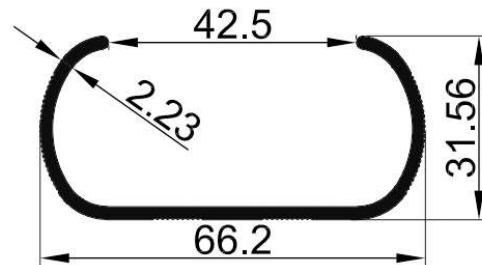
SL.NO.	SECTION	WEIGHT(KG/M)
1	5454	0.452



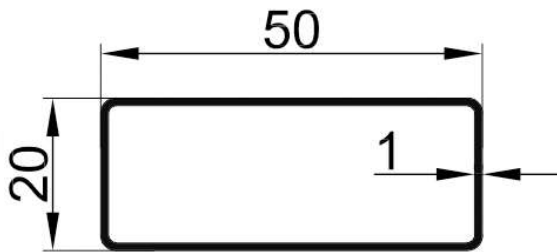
SL.NO.	SECTION	WEIGHT(KG/M)
1	5458	0.605



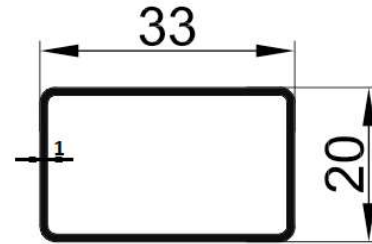
SL.NO.	SECTION	WEIGHT(KG/M)
1	5460	0.883



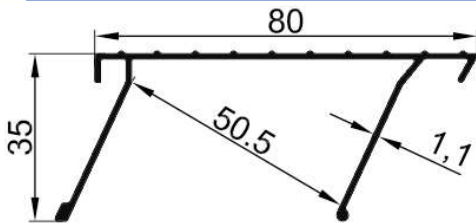
SL.NO.	SECTION	WEIGHT(KG/M)
1	5462	0.717



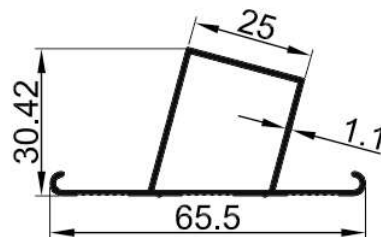
SL.NO.	SECTION	WEIGHT(KG/M)
1	5464	0.360



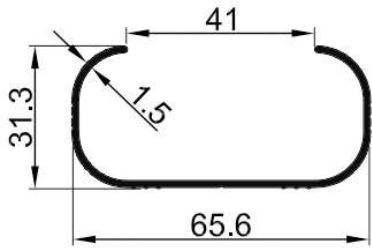
SL.NO.	SECTION	WEIGHT(KG/M)
1	5466	0.268



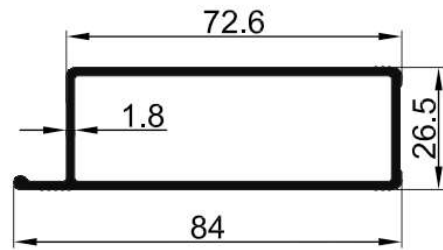
SL.NO.	SECTION	WEIGHT(KG/M)
1	5468	0.526



SL.NO.	SECTION	WEIGHT(KG/M)
1	5470	0.422



SL.NO.	SECTION	WEIGHT(KG/M)
1	5472	0.689



SL.NO.	SECTION	WEIGHT(KG/M)
1	5478	0.990